

Appendix A



Height Limit for Roads in Changi Airport

Version 05/2021

01 MARCH 2021

Disclaimer: This set of document is for information only. On site survey shall be carried out prior to deployment of Heavy Vehicles / Equipment's.

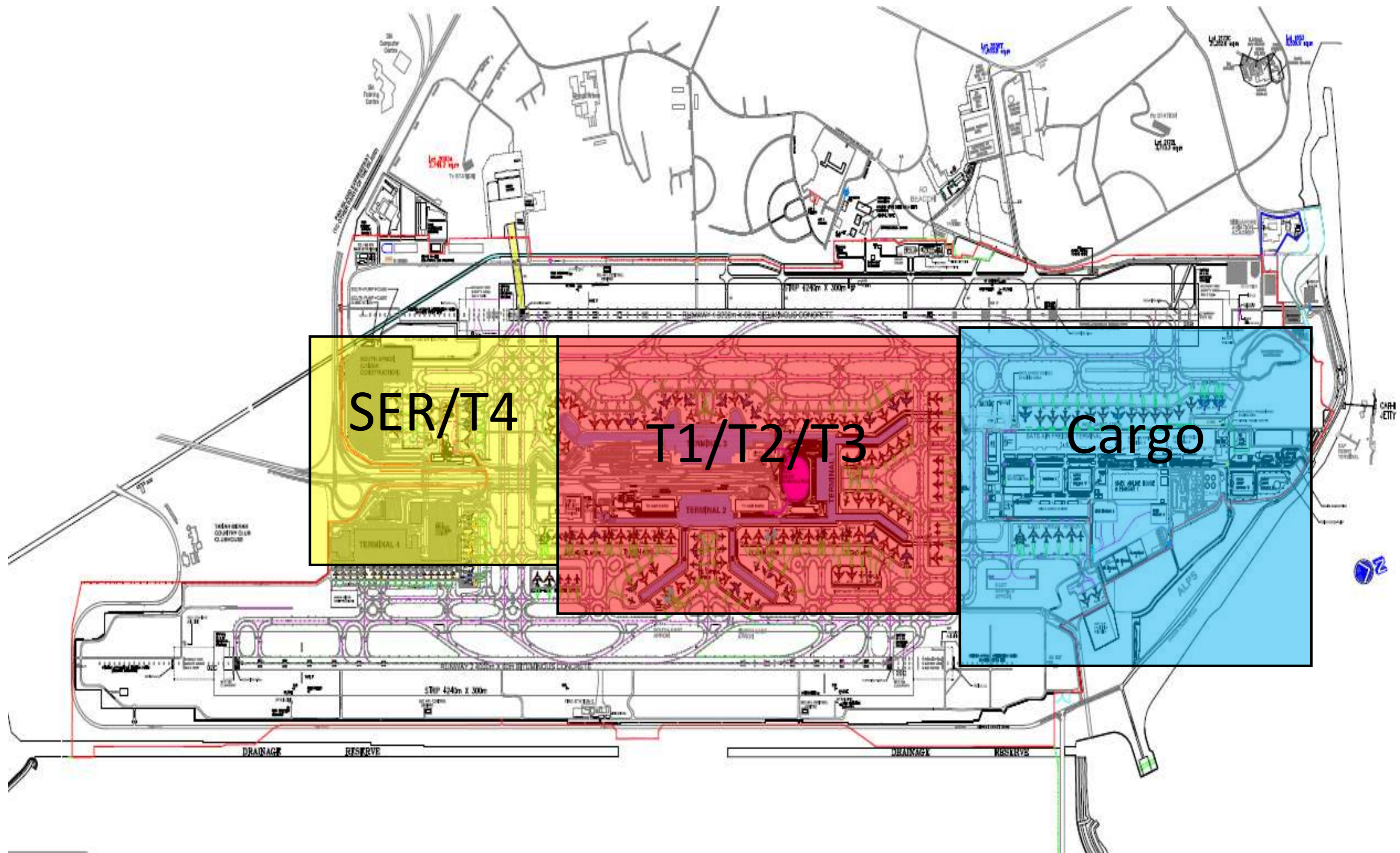
Purpose

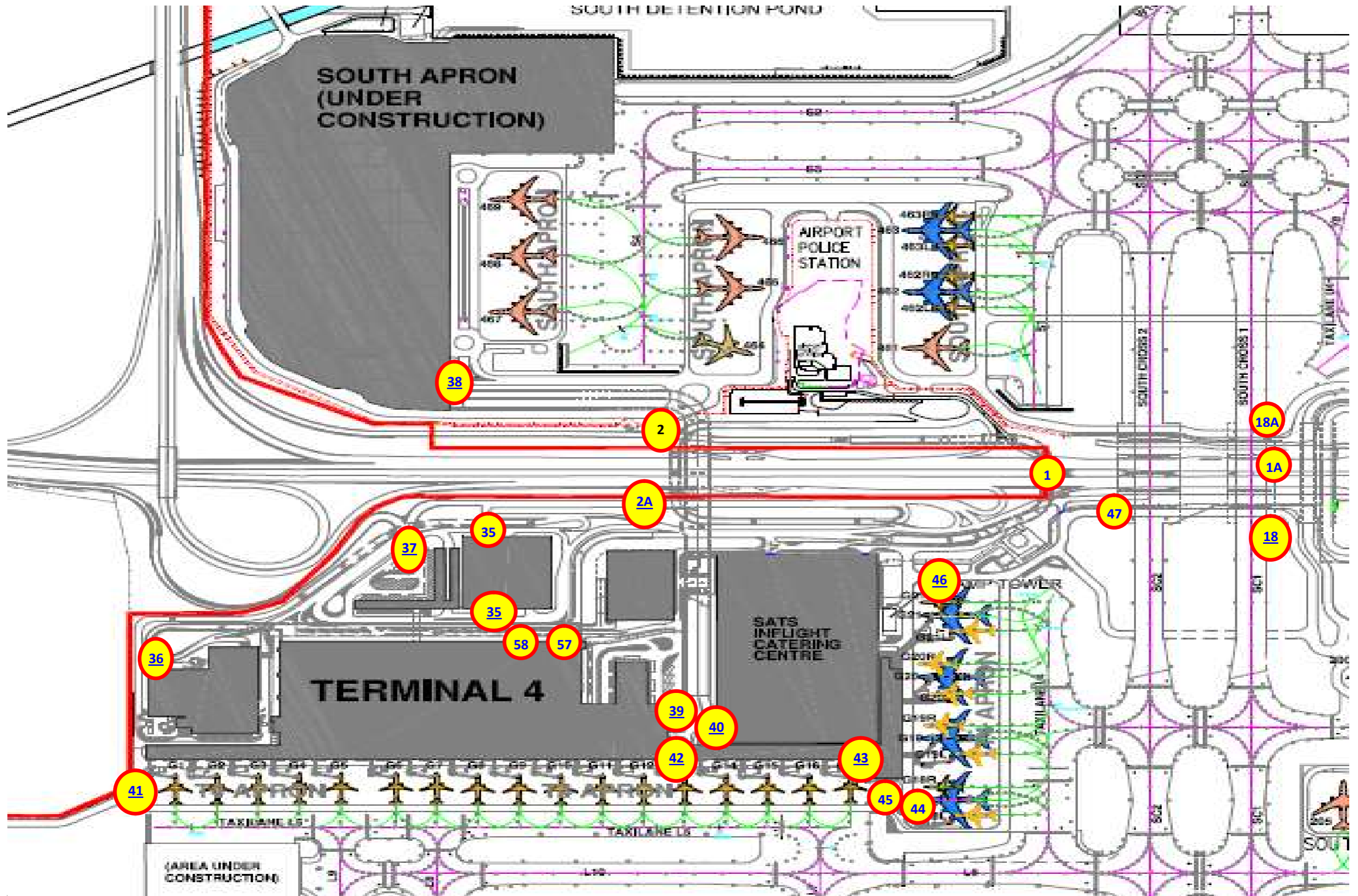
This document indicates the height limit for various roadways in Changi Airport. It aims to provide contractors / drivers, who require deploying heavy vehicles/equipment into Changi Airport, the locations of the overhead obstruction in order for them to plan ahead on the appropriate route into their respective worksites and preventing collision of vehicles/equipment which may result in fatalities, injuries or damage to properties.

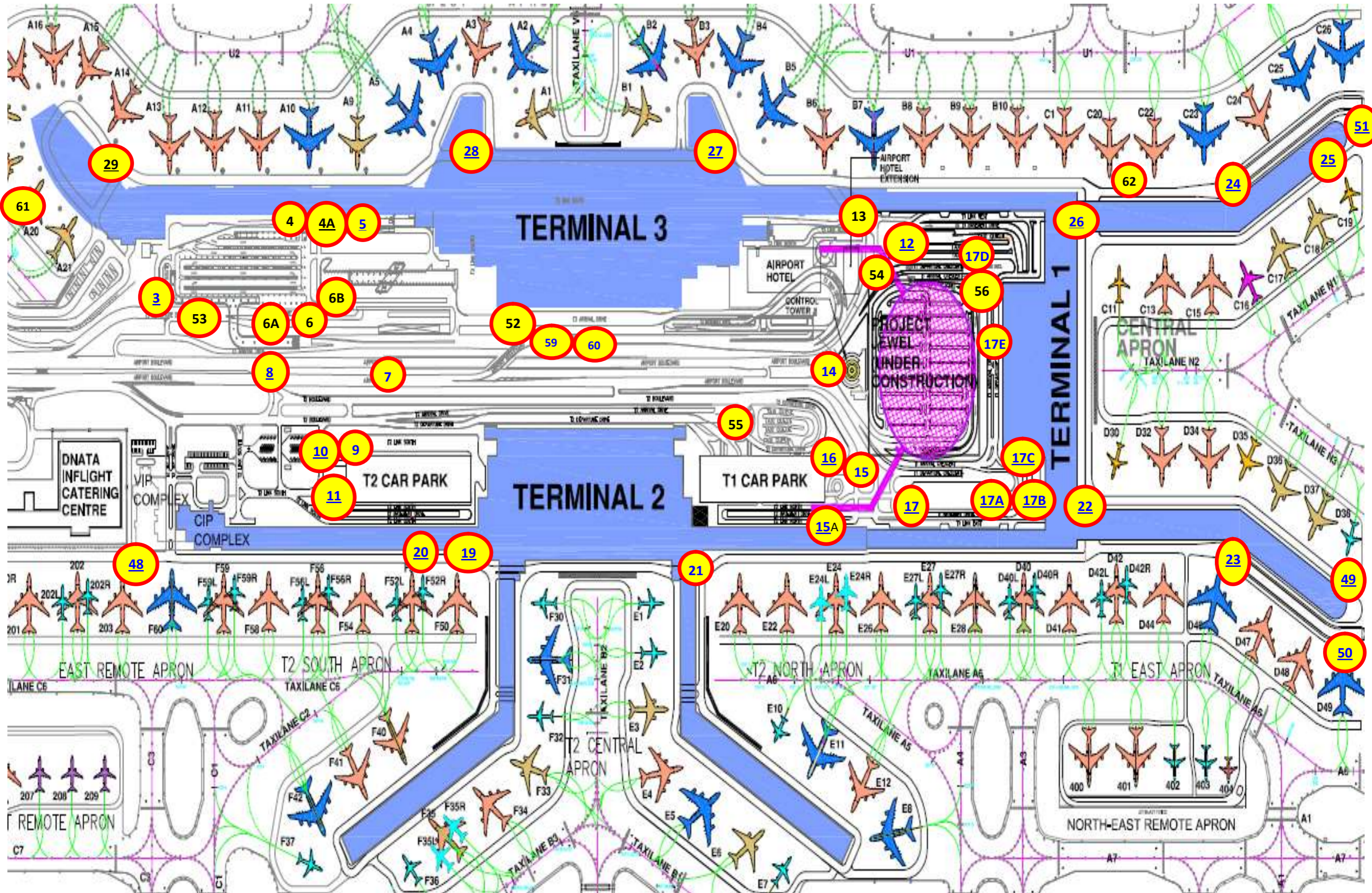
Table of Content

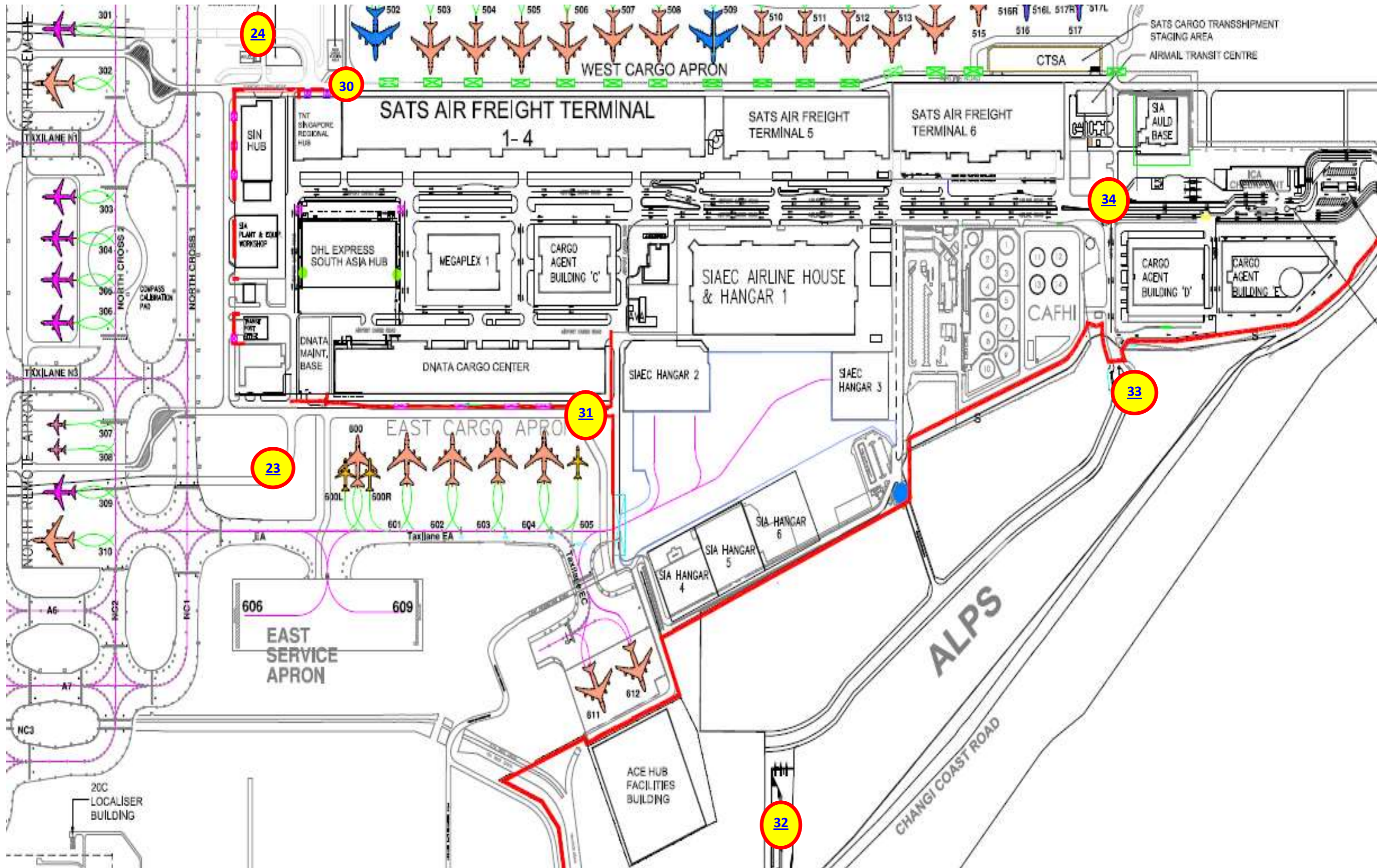
S/N	Location Description
1	East Coast Park (ECP) to Airport Boulevard under South Cross 2/ South Cross 1
1A	Airport Boulevard under South Cross Vehicular Bridge
2	Underpass to SATS In-flight Catering Centre
2A	Underpass from SATS In-flight Catering Centre to Police Station
3	Airport Boulevard to T3 Basement/ Taxi Stand
4	T3 South Underpass (Into Airside)
4A	South Underpass exit (Into Landside)
5	T3 Link South to T3 Bus station and Loading Bay
6	Along T3 Departure Drive
6A	T3 Departure Drive to T3 Basement Drive
6B	Along Airport Boulevard to T3 Arrival
7	Along Airport Boulevard to T1
8	Along Airport Boulevard to T2 Boulevard
9	T2 Coach Stand
10	Entrance to Car park 2A
11	Exit from T2 Basement Drive and T2 South Link Error! Reference source not found.
12	Airport Boulevard to T1 Basement Drive
13	T1 Link West
14	From T1 to Airport Boulevard towards City direction
15	Road beside Car Park 2B leading to T2 Basement Drive (Loading Bay)
15A	Roadway leading to T2 Basement Drive (Loading Bay)
16	Entrance to Car park 2B
17	T1 Basement Drive to T2 Basement Drive
17A	T1 Car Park
17B	T1 Arrival Pickup
17C	T1 West Gantry towards T1 Taxi stand
18	Underpass from DNATA In-flight Catering Centre to SATS In-flight Catering Centre
18A	Underpass from T3 to South Perimeter Road
19	T2 Pier Extension beside F50
20	Perimeter road under PLB
21	T2 Pier Extension beside E20
22	Pier Extension beside D30
23	Tunnel to and fro Terminal 2 and DNATA Cargo Centre
24	Tunnel to and fro Terminal 3 and SATS Air Freight Terminal
25	T1 Pier Extension beside C19
26	T1 Pier Extension beside C20
27	T3 Pier Extension B1 – B5
28	T3 Pier Extension A1 – A5
29	Underpass near A13

S/N	Location Description
30	Security Checkpoint into SATS Air Freight Terminal
31	Security Checkpoint into DNATA Cargo Center and SIAEC
32	ICA ALPS Checkpoint along ALPS Avenue
33	Security Check Point along ALPS Avenue
34	ICA Checkpoint along Airline Road
35	Entrance to Car Park 4B
36	Entrance to Car Park 4A
37	Entrance to T4 Coach Stand
38	South Perimeter Road to T4 Airside Bridge
39	Entrance to T4 Coach Stand
40	Roadway from Airside Bridge to T4 Apron Road
41	Roadway near G13
42	Roadway near G13
43	T4 Pier Extension beside G18
44	Roadway below FGW G18
45	Roadway near G18
46	Roadway near G21
47	Underpass from T2 to T4 (South cross Taxiway Bridge)
48	Roadway near Bay 203
49	Roadway near D38
50	Roadway near D49
51	Roadway near C26
52	T3 Arrival Taxi Stand
53	T3 Departure Drive and T3 Basement Drive/Car Park 3A & 3B
54	Airport Boulevard towards T1 West Link
55	Road towards T2 Departure
56	T1 Coach Stand
57	T4 Loading Bay 2
58	T4 Taxi Stand
59	Jewel Loading Bays
60	Jewel Car Park
61A	Roadway to Aircraft Stand A17
61B	Roadway to Aircraft Stand A18
61C	Roadway to Aircraft Stand A19
61D	Roadway to Aircraft Stand A21
62	Terminal 1C bus station









1

East Coast Parkway (ECP) to Airport Boulevard under South Cross 2 / South Cross 1 **Height Limit 4.5m**



1A

Airport Boulevard under South Cross Vehicular Bridge **Height Limit 4.5m**



2

Underpass to SATS In-flight Catering Centre
Height Limit 4.5m



2A

Underpass from SATS In-flight Catering Centre to Police Station
Height Limit 4.5m



3

Airport Boulevard to T3 Basement/ Taxi Stand
Height Limit 4.2m



4

T3 South Underpass (Into Airside)
Height Limit **4.0m**



4A

South Underpass exit (Into Landside)
Height Limit **4.2m**



5

T3 Link South to T3 Bus station and Loading Bay
Height Limit 3.8m



6

Along T3 Departure Drive
Height Limit: 4.5m (to Departure)



6A

T3 Departure Drive to T3 Basement Drive
Height Limit: 2.1m (to Arrival Pick-up / T3 Car Park)



6B

Along Airport Boulevard to T3 Arrival
Height Limit 4.2m



7

Along Airport Boulevard to T1
Height Limit 4.5m



8

Along Airport Boulevard to T2 Boulevard
Height Limit 4.5m



9

T2 Coach Stand
Height Limit 3.8m



10

Entrance to Car park 2A
Height Limit 1.9m



11

Exit from T2 Basement Drive and T2 South Link
Height Limit 4.2m



12

Airport Boulevard to T1 Basement Drive
Height Limit 3.8m



13

T1 Link West
Height Limit 3.9m



14

From T1 to Airport Boulevard towards City direction
Height Limit 4.5m



15

Road beside Car park 2B leading to T2 Basement Drive (Loading Bay)
Height Limit 3.8m



15A

Roadway leading to T2 Basement Drive (Loading Bay)
Height Limit 3.8m



16

Entrance to Car park 2B
Height Limit 1.9m




17

T1 Basement Drive to T2 Basement Drive
Height Limit 3.8m



17A

T1 Car Park
Height Limit 2.1m



17B

T1 Arrival Pickup
Height Limit 2.8m



17C

T1 West Gantry towards T1 Taxi stand
Height Limit 2.4m



Underpass from DNATA In-flight Catering Centre to SATS In-flight Catering Centre
Height Limit 4.5m



18A

Underpass from T3 to South Perimeter Road
Height Limit 4.5m



19

T2 Pier Extension beside F50
Height Limit 4.3m



20

Perimeter road under PLB
Height Limit: 4.2m



21

T2 Pier Extension beside E20
Height Limit: 4.2m



22

Pier Extension beside D30
Height Limit 4.2m



23

Tunnel to and from Terminal 2 and DNATA Cargo Centre
Height Limit 4.5m



24

Tunnel to and fro Terminal 3 and SATS Air Freight Terminal
Height Limit 4.5m



25


T1 Pier Extension beside C19
Height Limit 4.2m



T1 Pier Extension beside C20
Height Limit 4.5m



T3 Pier Extension B1 – B5
Height Limit 4.0m



28

T3 Pier Extension A1 – A5
Height Limit 4.2m



29

Underpass near A13
Height Limit 4.2m



30

Security Checkpoint into SATS Air Freight Terminal
Height Limit: 5.8m



31

Security Checkpoint into DNATA Cargo Center and SIAEC
Height Limit: 5.8m



ICA ALPS Checkpoint along ALPS Avenue
Height Limit: 4.5m



33

Security Check Point along ALPS Avenue
Height Limit: 4.5m



34

ICA Checkpoint along Airline Road
Height Limit: 4.5m



35

Entrance to Car Park 4B
Height Limit: 2.2m



36

Entrance to Car Park 4A
Height Limit: 2.2m



37

Entrance to T4 Coach Stand
Height Limit: 3.8m



38

South Perimeter Road to T4 Airside Bridge
Height Limit: 4.2m



39

Entrance to T4 Coach Stand
Height Limit: 4.5m



40

Roadway from Airside Bridge to T4 Apron Road
Height Limit: 4.5m



41

East Perimeter Roadway towards G1
Height Limit: 4.2m



42

Roadway near G13
Height Limit: 4.5m



43

T4 Pier Extension beside G18
Height Limit: **4.5m**



44

Roadway below FGW G18
Height Limit: **4.5m**



45

Roadway near G18
Height Limit: 4.5m



46

Roadway near G21
Height Limit: 4.2m



47

Underpass from T2 to T4 (South cross Taxiway Bridge)
Height Limit: 4.5m



48

Roadway near Bay 203
Height Limit: 4.2m



49

Roadway near D38
Height Limit: 4.2m



50

Roadway near D49
Height Limit: 4.2m



51

Roadway near C26
Height Limit: 4.2m



52

T3 Arrival Taxi Stand
Height Limit: 3m



53

T3 Departure Drive and T3 Basement Drive/Car Park 3A & 3B
Height Limit: 4.5m & 2.1m



54

Airport Boulevard towards T1 West Link
Height Limit: 3.9m



55

Road towards T2 Departure
Height Limit: 4m



56

T1 Coach Stand
Height Limit: 3.8m




57

T4 Loading Bay 2
Height Limit: 4.5m



58

T4 Taxi Stand
Height Limit: 2.4m



59

Jewel Loading Bays
Height Limit: 4.5m



60

Jewel Car Park
Height Limit: 2.1m



61A

A17 opening to enable tall ground support equipment i.e. Hi-lifts) to enter stand from primary roadway)
Height Limit: 4.2m / 3.5m




61B

A18 opening to enable tall ground support equipment i.e. Hi-lifts) to enter stand from primary roadway)
Height Limit: 4.2m / 3.5m




61C

A19 opening to enable tall ground support equipment i.e. Hi-lifts) to enter stand from primary roadway)
Height Limit: 4.2m / 3.5m



61D

A21 opening to enable tall ground support equipment i.e. Hi-lifts) to enter stand from primary roadway)
Height Limit: 4.2m / 3.5m



62

Terminal 1C bus station
Height Limit: 4.2m

